


# GENERAL PURPOSE SAW BLADES


General purpose blades are for a wide range of materials (concrete brick, concrete block, granite, marble, tile, construction materials, etc.). Laser welded blades provide safe and reliable cutting.




Turbo type




M-shape segment type



Arrow shape segment type



Gear type



Blade with flanges on both sides



Slant U-gullet type



SIZE	
4" (100) X 2.2	16" (400) X 3.2 / 3.6
4.5" (115) X 2.2	18" (450) X 3.2 / 3.6
5" (125) X 2.2	20" (500) X 3.6 / 4.2
6" (150) X 2.2	22" (550) X 3.6 / 4.2
7" (180) X 2.4	24" (600) X 3.6 / 4.2
8" (200) X 2.4	26" (650) X 3.6 / 4.2
9" (230) X 2.4	28" (700) X 4.2 / 4.5
10" (250) X 2.4 / 2.6	30" (750) X 4.2 / 4.5
12" (300) X 2.8 / 3.2	32" (800) X 4.5 / 4.8
14" (350) X 2.8 / 3.2	

SPEC. #	APPLICATION
M 10	Very hard materials. Heavy reinforced concrete, hard granite paving block, hard clay roof tile.
M 20	Medium to hard materials. Washed concrete, medium reinforced concrete.
M 30	Universal materials. Light reinforced concrete.
M 40	Soft materials. Building materials, masonry.
M 50	Abrasive materials. Limestone, sandstone, asphalt, green concrete.



Use approved safety guards and protective goggles.  
Do not use in curved or obliqued cuts.

